


# Mary of Sorrows Mobile



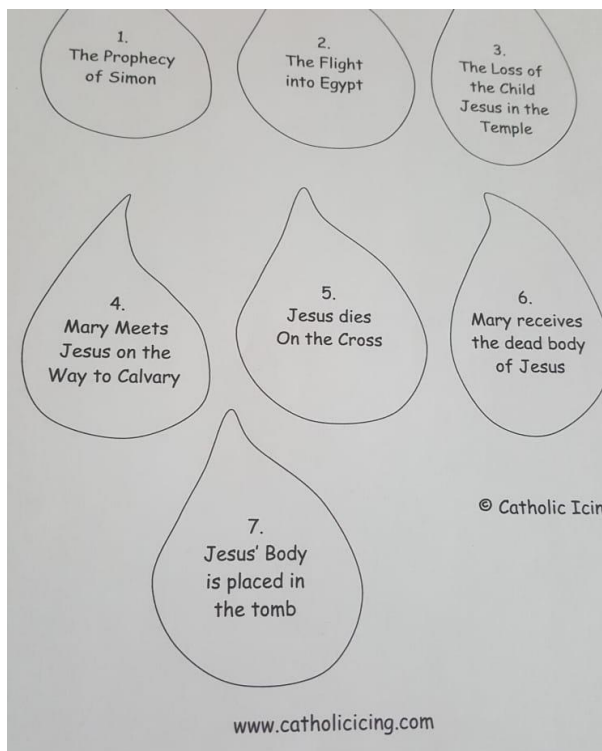
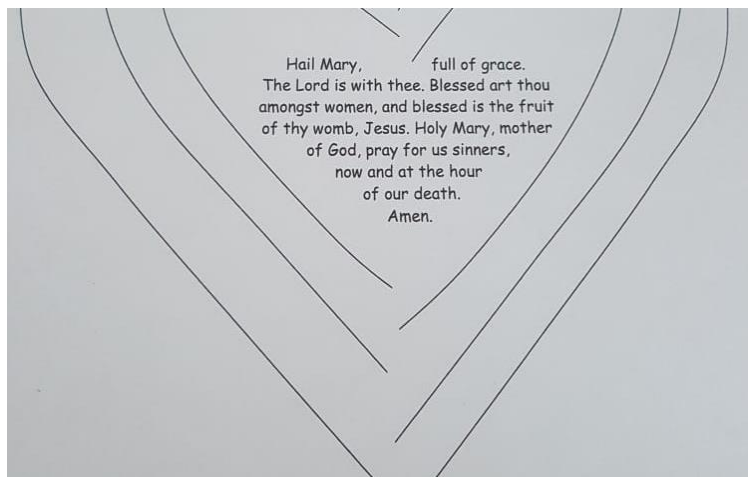
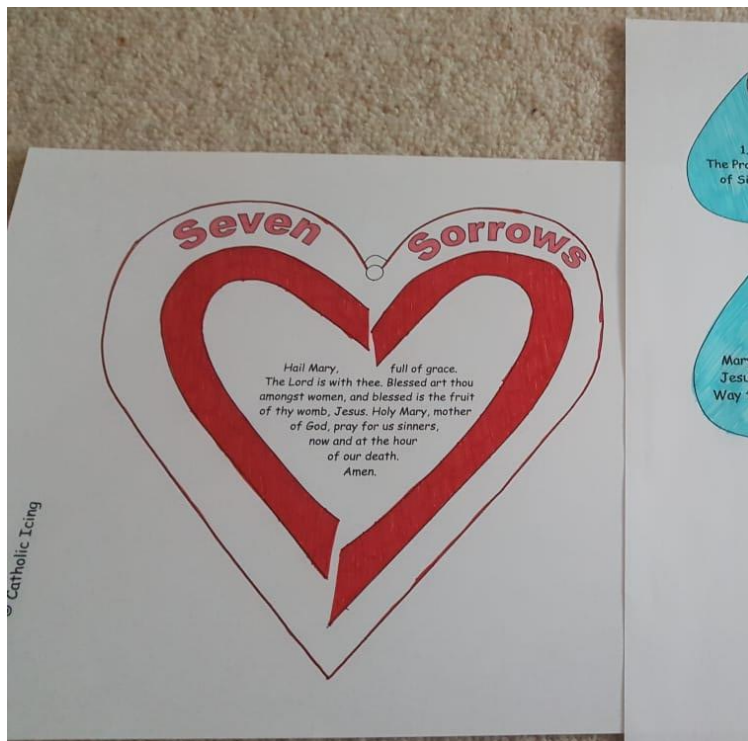
©www.catholicicing.com

©clipart www.mccrimmons.com



Materials

- templates
- scissors
- sellotape,
- markers -
- any of the
- following
- yarn/thread/
- wool/string



# Decorate the Templates





Cut out heart and  
cut along black  
lines inside heart



Bend paper to  
make heart look  
like it's twisting  
round



Cut out tear  
drops and  
sellotape the  
end of a length  
of yarn to the  
back of each  
teardrop

Sellotape the other end of the lengths of yarn to the back of the heart

Put a small hole in the top of the heart and then tie a little length of yarn through it so you can hang it up

